

Differential Probes

► P6248 • P6247 • P6246



► P6248

The P6246, P6247 and P6248 Differential Probes

The P6248, P6247 and P6246 enable users to make time domain or frequency domain measurements on high-bandwidth signals commonly found in disk drive, digital IC design (RAMBUS) and communication applications (Gigabit Ethernet, IEEE-1394 Firewire and Fibre Channel). The P6248 includes accessories that allow RAMBUS via probing and IEEE-1394 interconnect access. The small probe head geometry and assorted probe tip accessories allow these probes to easily accommodate manual probing of surface mount devices while maintaining high CMRR.

The P6246, P6247 and P6248 are ideal for design verification of disk drive read, channel electronics and timing analysis for troubleshooting ground bounce problems associated with high-speed logic. They can also be used for pulse shape or cross talk compliance testing of high-speed communication signals.

► Characteristics

Bandwidth (guaranteed) –

P6248: DC to 1.5 GHz.

P6247: DC to 1.0 GHz.

P6246: DC to 400 MHz.

Rise Time (specified) – <265 ps (P6248), <350 ps (P6247), <875 ps (P6246).

DC Attenuation Accuracy – $\pm 2\%$.

Common Input Voltage Range – ± 7.0 V, 1X; ± 7.0 V, 10X.

Differential Input Voltage Range – ± 850 mV, 1X; ± 8.5 V, 10X.

Max. Nondestruct Input Voltage – ± 25 V (DC + peak AC).

Electrostatic Immunity – >15 kV.

TEKPROBE® Interface – Probe power, auto-scaling, auto-termination with TDS oscilloscopes.

Bandwidth Limit – Switchable, 200 MHz (P6246 and P6247).

DC Reject – 0.4 Hz, 1X; 4.0 Hz, 10X (P6246 and P6247).

Typical Specifications

Input C –

<1 pF (differential mode),

<2 pF (common mode).

Input R –

200 k Ω (differential mode),

100 k Ω (common mode).

► Features & Benefits

P6248

1.7 GHz (Typical Probe Only ≤ 27 °C) 1X Mode

1.5 GHz Bandwidth (Guaranteed)

1.85 GHz (Typical Probe Only ≤ 27 °C) 10X Mode

P6247

>1.0 GHz Bandwidth (Guaranteed)

P6246

400 MHz Bandwidth (Guaranteed)

Features & Benefits

Low Input Capacitance: <1 pF Differential

Probe Input Connector: Two Standard 0.025 in./0.63 mm (0.1 in. center) Square Pin Receptacle (Female)

Electrostatic Discharge Tolerant (IEC 801-2)

Connects to TEKPROBE™ BNC Interface on TDS Series Oscilloscopes or Other Instruments Using 1103 TEKPROBE® Power Supply

For Use With Oscilloscopes, Spectrum or Network Analyzers

>60 dB (1000:1) Common Mode Rejection Ratio (CMRR)

Small Probe Head Allows Easy Probing of SMDs

► Applications

Communications (Gigabit Ethernet, IEEE-1394, Fibre Channel)

Semiconductor Characterization (RAMBUS)

Disk Drive Read Channel Design

Communication Pulse Shape Compliance

Jitter, Cross-Talk, BERT Measurements

Location of Ground Bounce

COMPUTING

COMMUNICATIONS

VIDEO

Differential Probes

► P6248 • P6247 • P6246

Linearity – $\pm 2\%$.

Noise – < 50 nV/squareroot Hz.

Harmonic Distortion – $\leq 1.5\%$

Passband Ripple –

$< \pm 0.25$ dB.

P6248: DC to 1.5 GHz.

P6247: DC to 850 MHz.

P6246: DC to 400 MHz.

Output Termination –

Terminate into 50Ω .

Physical Characteristics

Weight (probe only) – 160 g (0.36 lb.).

Probe Head Volume – 6 cm^3 (0.3 in.³).

Probe Head Input Connection –

0.63 mm (0.025 in.) square pins on 2.54 mm (0.1 in.) centers.

Output Cable Length – 1.2 m (4.0 ft.).

Environmental Characteristics

Temperature –

Operating: 0°C to 50°C .

Nonoperating: -55°C to $+75^\circ\text{C}$.

Humidity (0 to 90% RH) –

Operating: 30°C to 50°C .

Nonoperating: 30°C to 60°C .

► Ordering Information

P6248

1.7 GHz Differential Probe (typical $\leq 27^\circ\text{C}$).

1.5 GHz Differential Probe (guaranteed).

P6247

1.0 GHz Differential Probe (guaranteed).

P6246

400 MHz Differential Probe (guaranteed).

Certificate of Traceable Calibration.

P6246 and P6247 Manual Set –

User Manual (English, German, French and Japanese): Order 070-9898-02.

Service Manual: Order 070-9899-01.

P6248 Manual Set –

User Manual (English): Order 071-0566-00.

Service Manual: Order 071-0573-00.

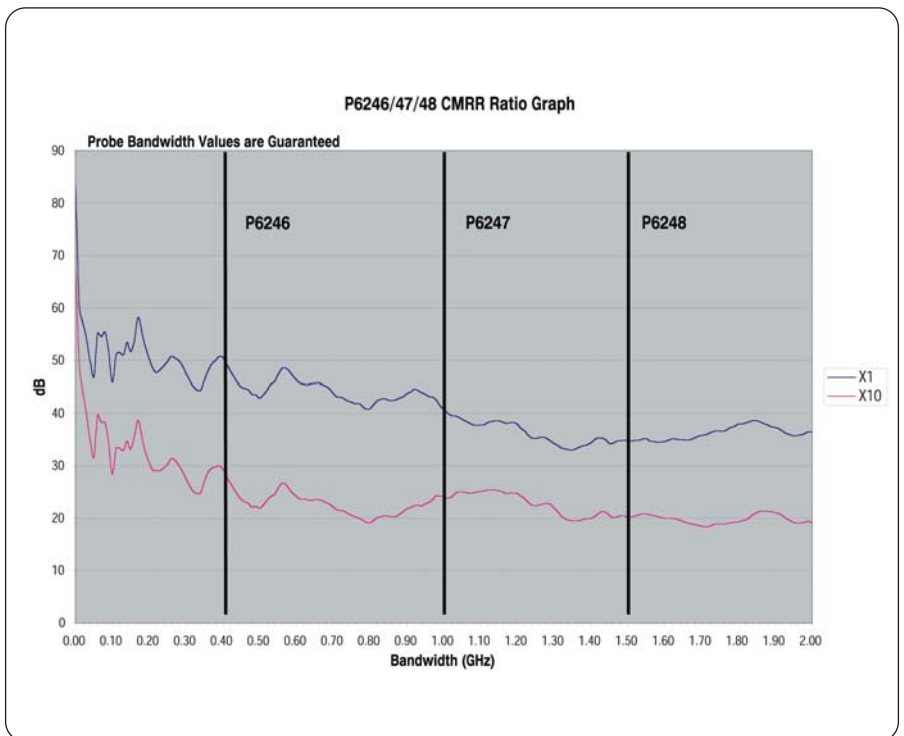
Carrying Case – Differential probe, inserts and label, plastic storage case:

P6246: Order 016-0156-06.

P6247: Order 016-1787-00.

P6248: Order 016-1787-00.

| Frequency | Attenuation Setting | P6246 | P6247 | P6248 |
|-----------|---------------------|-----------|-----------|---------------------|
| 1 MHz | $\div 1$ | > 60 dB | > 60 dB | > 60 dB |
| | $\div 10$ | > 45 dB | > 45 dB | > 45 dB |
| 100 MHz | $\div 1$ | > 38 dB | > 38 dB | > 38 dB |
| | $\div 10$ | > 25 dB | > 25 dB | > 25 dB |
| 500 Mhz | $\div 1$ | N/A | > 35 dB | > 35 dB |
| | $\div 10$ | N/A | > 20 dB | > 20 dB |
| 1 GHz | $\div 1$ | N/A | > 30 dB | > 30 dB |
| | $\div 10$ | N/A | > 18 dB | > 18 dB |
| 1.5 GHz | $\div 1$ | N/A | N/A | > 25 dB (typical) |
| | $\div 10$ | N/A | N/A | > 18 dB (typical) |



Service

Opt. C3 – Calibration Service 3 Years.

Opt. C5 – Calibration Service 5 Years.

Opt. D1 – Calibration Data Report.

Opt. D3 – Calibration Data Report 3 Years (with Option C3).

Opt. D5 – Calibration Data Report 5 Years (with Option C5).

Opt. R3 – Repair Service 3 Years.

Opt. R5 – Repair Service 5 Years.

Recommended/Replacement Accessories

IEEE-1394 Breakout Connector – Order 679-5027-00.

50 Ω , BNC (M) to BNC (M) Coaxial Cable – 18 in. Order 012-0076-00.

50 Ω , BNC Coaxial Terminator – Order 011-0049-02.

50 Ω , SMA (F) to BNC (M) Adapter – Order 015-0572-00.

P6046/HP1141A Probe Tip Adapter – Order 013-0309-00.

▶ Included Accessories

| Product Name/Description | P6246/P6247 Quantity | P6248 Quantity | Re-order Part Number*1 |
|--------------------------------------------|----------------------|----------------|-----------------------------------------------|
| Y Lead Adapter | 2 Each | 2 Each | 196-3434-00 (1 pkg. of 1)*2 |
| 3 in. Ground Lead | None | 4 Each | 196-3437-10 (1 pkg. of 2)*2 |
| 6 in. ground lead | 2 Each | 2 Each | 196-3436-10 (1 pkg. of 2)*2 |
| SMT KlipChip™ Adapter | 3 Each | 4 Each | 206-0364-00 (1 pkg. of 1) |
| BNC to Probe Tip Adapter | 1 Each | 1 Each | 679-4094-00 (1 pkg. of 1) |
| TwinFoot™ Adapter | 2 Each | 4 Each | 016-1785-00 (1 pkg. of 4) |
| TwinTip™ Adapter | 2 Each | 4 Each | 016-1786-00 (1 pkg. of 4) |
| Short Ground Contact | 2 Each | 10 Each | 016-1783-00 (1 pkg. of 10) |
| Spring Loaded Ground | 2 Each | 6 Each | 016-1782-00 (1 pkg. of 6) |
| Probe Tip Connector Saver | None | 2 Each | 016-1781-00 (1 pkg. of 2) |
| Longhorn Via Adapter | None | 5 Each | 016-1780-00 (1 pkg. of 5) |
| VariTip™ Adapter | None | 8 Each | 016-1891-00 (1 pkg. of 8) |
| Straight Tip | None | 8 Each | 016-1890-00 (1 pkg. of 8) |
| Color Coding Clips (2 each of 5 colors) | 1 Each | 1 Each | 016-1315-00 (1 pkg. of 2/each of 5 colors) |
| Certificate of Traceability | 1 Each | 1 Each | |

*1 Reorder quantities may differ from original included quantities.

*2 Part number 196-3462-00 includes: 2 each, Y Lead Adapters (replacement part number 196-3434-00 pkg of 1); 2 each, 6-in. ground leads (replacement part number 196-3436-10 pkg. of 2); 4 each, 3-in. ground leads (replacement part number 196-3437-10 pkg. of 2).

Related Products



1103 – TEKPROBE® II power supply for interfacing with other BNC instruments.

Power Plug Options for 1103

- Opt. A0 – US Plug, 115 V, 60 Hz
- Opt. A1 – Euro Plug, 220V, 50 Hz
- Opt. A2 – UK Plug, 240V, 50 Hz
- Opt. A3 – Australian Plug, 240V, 50 Hz
- Opt. A4 – N. American Plug, 240V, 50 Hz
- Opt. A5 – Swiss Plug, 220V, 50 Hz

Differential Probes

▶ P6248 • P6247 • P6246

| | | | |
|-------------------------------------------------------------------------------------------------------------------------------------------------------------------|------------------------------------------------------------------------------------------------------------------------------------------------------------------------|-------------------------------------------------------------------------------------------------------------------------------------------------------------|-----------------------------------------------------------------------------------------------------------------------------------------------------------------|
|  <p>Tektronix 016-1783-00 SHORT GROUND CONTACTS SET OF 10</p> |  <p>Tektronix 016-1782-00 SPRING LOADED GROUNDED PINS SET OF 6</p> |  <p>Tektronix 016-1786-00 TwinTip™ ADAPTER SET OF 4</p> |  <p>Tektronix 016-1780-00 LONGHORN VIA ADAPTER SET OF 5</p> |
|  <p>Tektronix 016-1785-00 TwinFoot™ ADAPTER SET OF 4</p> |  <p>Tektronix 016-1781-00 TIP SAVER SET OF 2</p> |  <p>016-1315-00 Coding Color Clips</p> |  <p>679-4094-00 BNC to Probe Tip Adapter</p> |
|  <p>Straight Tip 016-1891-00</p> |  <p>VariTip 016-1890-00</p> |  <p>013-0309-00</p> |  <p>206-0364-00 Quantity 1 SMT Clip</p> |
|  <p>Y Lead 196-3434-00</p> | | | |
|  <p>6" Ground Leads 196-3436-00</p> | | | |
|  <p>3" Ground Lead 196-3437-00</p> | | | |

Contact Tektronix:

ASEAN / Australasia / Pakistan (65) 6356 3900

Austria +41 52 675 3777

Balkan, Israel, South Africa and other ISE Countries +41 52 675 3777

Belgium 07 81 60166

Brazil & South America 55 (11) 3741-8360

Canada 1 (800) 661-5625

Central East Europe, Ukraine and the Baltics +41 52 675 3777

Central Europe & Greece +41 52 675 3777

Denmark +45 80 88 1401

Finland +41 52 675 3777

France & North Africa +33 (0) 1 69 86 81 81

Germany +49 (221) 94 77 400

Hong Kong (852) 2585-6688

India (91) 80-22275577

Italy +39 (02) 25086 1

Japan 81 (3) 6714-3010

Luxembourg +44 (0) 1344 392400

Mexico, Central America & Caribbean 52 (55) 56666-333

Middle East, Asia and North Africa +41 52 675 3777

The Netherlands 090 02 021797

Norway 800 16098

People's Republic of China 86 (10) 6235 1230

Poland +41 52 675 3777

Portugal 80 08 12370

Republic of Korea 82 (2) 528-5299

Russia & CIS 7 095 775 1064

South Africa +27 11 254 8360

Spain (+34) 901 988 054

Sweden 020 08 80371

Switzerland +41 52 675 3777

Taiwan 886 (2) 2722-9622

United Kingdom & Eire +44 (0) 1344 392400

USA 1 (800) 426-2200

USA (Export Sales) 1 (503) 627-1916

For other areas contact Tektronix, Inc. at: 1 (503) 627-7111

Updated 25 May 2005

Our most up-to-date product information is available at:
www.tektronix.com

Product(s) are manufactured
in ISO registered facilities.



Copyright © 2005, Tektronix, Inc. All rights reserved. Tektronix products are covered by U.S. and foreign patents, issued and pending. Information in this publication supersedes that in all previously published material. Specification and price change privileges reserved. TEKTRONIX and TEK are registered trademarks of Tektronix, Inc. All other trade names referenced are the service marks, trademarks or registered trademarks of their respective companies.

06/05 DV/WOW

60W-13148-6

Distributed by:
www.SignalTestInc.com
1529 Santiago Ridge Way
San Diego, CA 92154 USA.
Sales@SignalTestInc.com