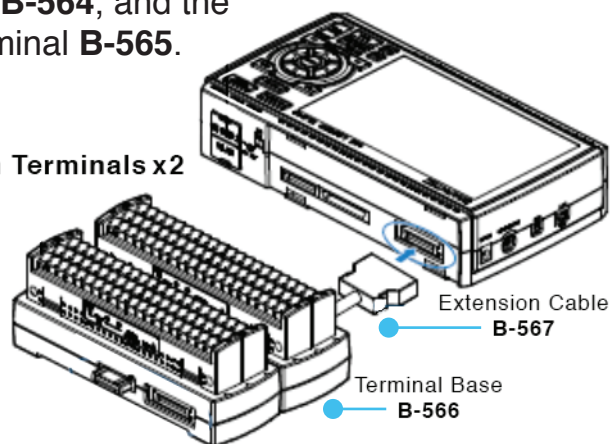




The standard configuration of GL840s come with a detachable terminal. The Multi-input model (GL840-M) has a removable terminal **B-564**, and the Withstand Voltage model (GL840-WV) has a removable terminal **B-565**.

Example of standard configuration expanded to 40 channels → 20ch Terminals x2

To add or expand additional channels, the original terminal from the main body connects with the **B-566** Terminal Base allowing you to add additional terminals for up to 200 channels or 10 terminal blocks.



GL840-M available expansion set items

Item Description	Part Number
GL840-M (multi input) Terminal	B-564
Extension Terminal Base	B-566
Extension Cable (50cm)	B-567-05
Extension Cable (2 m)	B-567-20
Extension Terminal Base Kit (Base + Cable)	B-537
20ch Extension Terminal Set (Base + 20ch Terminal)	B-538

GL840-WV available expansion set items

Item Description	Part Number
GL840-WV High Precision (withstand voltage) Terminal	B-565
Extension Terminal Base	B-566
Extension Cable (50cm)	B-567-05
Extension Cable (2 m)	B-567-20
Extension Terminal Base Kit (Base + Cable)	B-537
20ch Extension Terminal Set (Base + 20ch Terminal)	B-538

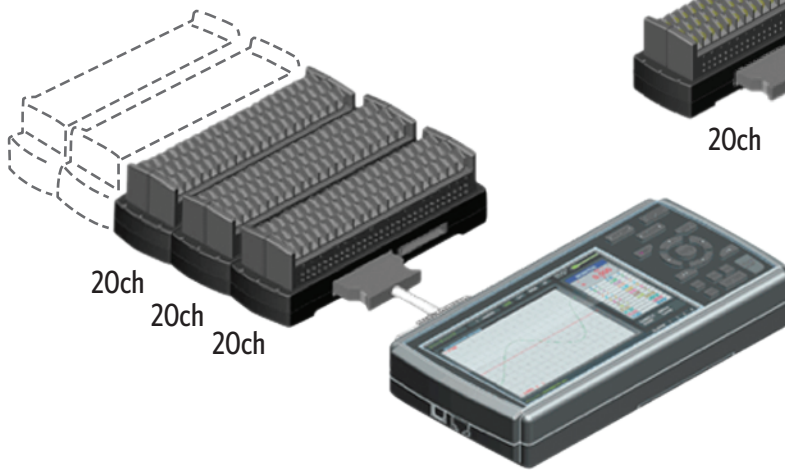


GL840-M and GL840-WV

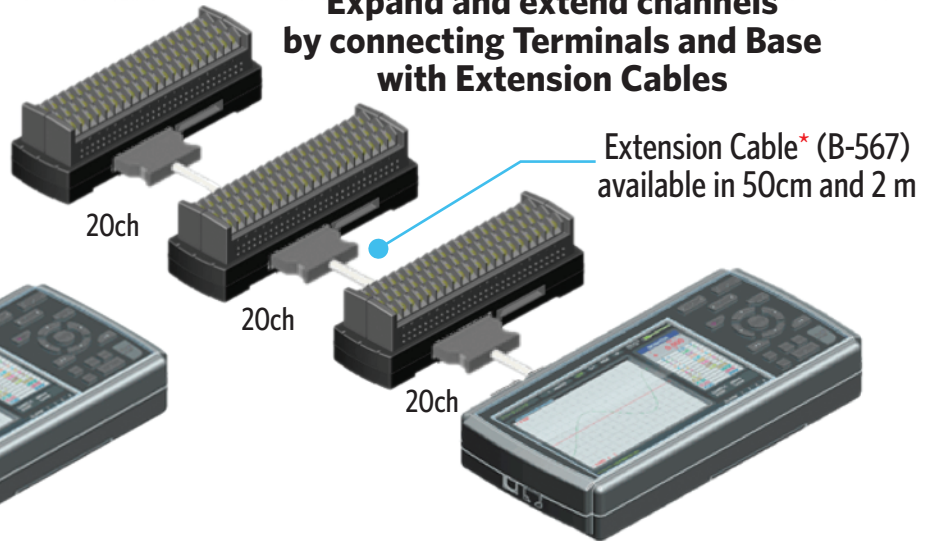
Expandable up to 200 Channels



Expand channels by connecting Terminals and Base

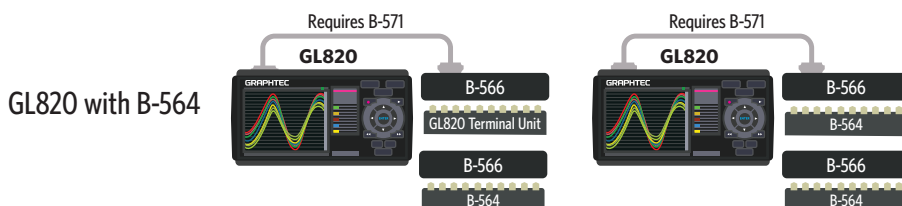
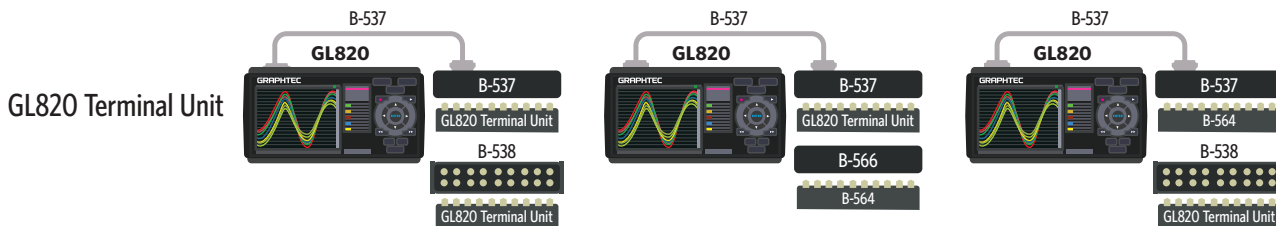


Expand and extend channels by connecting Terminals and Base with Extension Cables



**Max extension length up to 20 meters*

Compatibility and Configurations with GL820



B-565 (WV Terminal) is not compatible with GL820.

GRAPHTEC
 GRAPHTEC AMERICA, INC.
 17462 Armstrong Avenue
 Irvine, CA 92614