



GOM-805/804

D.C. Milliohm Meter

Distributed By:
Signal Test, Inc
 1529 Santiago Ridge Way
 San Diego, CA 92154
 Tel. 1-619-575-1577 USA
www.SignalTestInc.com
Sales@SignalTestInc.com

SIGNAL TEST[™]
 New & Used Test Equipment

FEATURES

- 50,000 Counts Display
- 3.5" (320 x 240) TFT LCD Display
- High Accuracy of 0.05% Precision
- 1Amp Test Current, 1 $\mu\Omega$ Resolution
- Fast Measurement of 60 Readings Per Second
- Four wire Resistance Measurement
- Temperature Compensation Measurement Function
- Delayed Measurement
- 20 sets of Panel Setting Memory
- Dry Circuit (GOM-805 Only)
- Drive Modes : DC+/DC-, Pulsed, PWM, Zero(GOM-805 Only)
- Interface : USB Device, RS-232C, Handler/Scan/EXT I/O, and GPIB(Optional)

GW INSTEK
 Simply Reliable

Ideal Equipment for Low-Resistance Measurement

GW Instek launch a new series of D.C. milliohm meter — GOM-804/805, which abundantly feature 3.5-inch TFT display, maximum 50,000 counts measurement display, the rapid sampling rate of 60 readings per second, optimum 0.05% measurement precision, four wire measurement method as well as the temperature measurement and temperature compensation measurement function to meet the requirement of low resistance measurement application. The GOM-805 also includes various drive modes and Dry circuit for contact resistance measurement applications. More features, including 20 sets of panel setting memory and many external control interface such as RS-232C, USB, Handler/Scan/EXT IO or GPIB (option), greatly elevate GOM-804/805 milliohm meter's convenience on practical applications.

GOM-804/805 adopt 3.5-inch color LCD to enhance the clarity of measurement results and to provide display for related setting criteria that tremendously brings up the completeness of test information. Additionally, GOM-804/805, with the optimum 0.05% precision, augment the measurement speed to 60 sampling rate per second and maintain the display digits of five instead of four despite of different speed selections. Furthermore, the independent functionality keys and direction keys together increase the operational convenience which allows users to complete their measurement tasks with intuitive convenience and speed.

GOM-805 provides Dry circuit and various drive modes (DC+, DC-, Pulsed, PWM) for measurement applications on different materials. The pulsed current output mode is suitable for interacting conductors of different materials and this output mode is to reduce the thermal EMF influence, which is caused by electric potential difference generated from different conductors acting on different temperatures while conducting low resistance measurements. The DC+ and DC- output modes are best for the measurement requirements of inductive components. The PWM output mode, ideal for changing temperature sensitive materials, can avoid resistance value variation which is due to over load happened on current measurement for a long period of time. During the DC+, DC- and Pulsed drive is supplied; the Dry circuit can work with them also. Dry circuit can limit the applied voltage under the open circuit voltage of 20mV to avoid over voltage occurred on the both ends of components. The over voltage will damage the oxide coating and the thin layer of contact surface, as a result, the validity of measurement will then be ruined. For instance, contact resistance of connector measurement is one of the applications.

With respect to connecting the external control, GOM-804/805 provide a D-sub 25-pin combined interface to execute, according to the functionalities, Handler, Scan or EXT IO for respectively connecting to a sorting machine; connecting to an external on-off switch, and directly conducting external trigger control. For remote control and measurement result retrieval requirements, GOM-804/805 also provide various interface selections such as RS-232C, USB, and GPIB (GOM-804(option)/GOM-805(standard) interface. Furthermore, the control commands are compatible to that of GOM-802 that saves time in adjusting programs while switching from the old model to the new model.

To sum up, GOM-804 evolves from GOM-802 platform with more advanced functionalities and specifications, including display digits, measurement speed and standard interface (RS-232C/USB). With all the capabilities of GOM-804, GOM-805 augments itself with new measurement abilities (Dry circuit and various drive modes) to meet the requirements of broader low resistance measurement applications.

PANEL INTRODUCTION



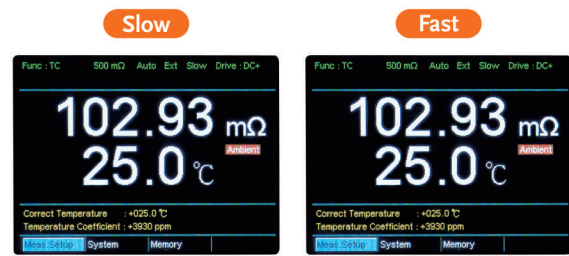
1. 3.5" Large TFT Lcd Provides The Optimum Setting Parameters and Measurement Result Observation
2. Independent Functional Keys and Direction Keys Provide More Intuitive and Fast Operation
3. Gnd/Guard Terminals Are Ideal for Grounding to Eliminate Measurement Noise And for
4. Reading Display Resolution Will Not Be Affected by Speed Selections
5. Four Wire Measurement Terminal
6. Gpib Port (GOM-804 Option)
7. RS-232C Port (Standard)
8. Handler/Scan/EXT I/O Combined Port
9. General Power Input AC 100-240v
10. Temperature Probe Port
11. Usb Port (Standard)

A. TOTALLY REPLACING THE EXISTING MODELS



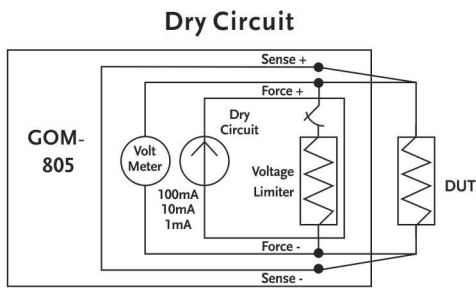
In terms of the basic functionalities and specifications, GOM-804/805 can absolutely replace the existing model—GOM-802. All GOM-802 functionalities can be found from GOM-804/805, including resistance measurement range, 1A test current (maximum), four wire measurement method, temperature probe (option, accessory model: PT-100) for temperature measurement and temperature compensation measurement, etc. The programming commands are also compatible to that of GOM-802. To simply put it, the brand new GOM-804/805 not only provide better display interface, fast measurement (60 readings per second), but also collocate with standard communications interface (RS-232C/USB device) to facilitate users in accomplishing measurement tasks rapidly. On top of that, model switching will not be a problem.

B. FASTER MEASUREMENT WITHOUT SACRIFICING RESOLUTION



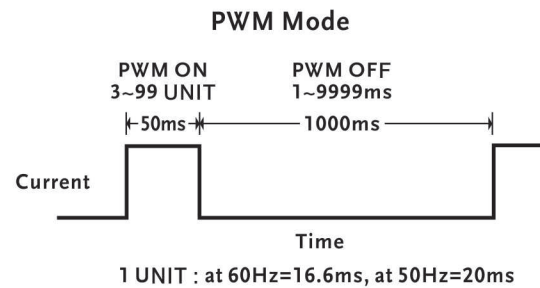
GOM-804/805 has two measurement speed selections, which are Fast reaching 60 readings per second, and Slow 10 readings per second. A major departure from the past, users, in the past, had to juggle between speed and display resolution. GOM-804/805 will not affect resolution despite of any speed selections and will maintain the highest display digits. In other words, reading resolution will not be changed by changing speed and the display digits remain the same.

C. DRY CIRCUIT TEST FOR GOM-805 ONLY



Dry circuit is to limit test voltage and current to certain levels which will not cause contact points to produce physically or electrically changed circuit and its most frequently used application is contact resistance of connector measurement. Based upon MIL-STD-1344 method 3002-1 low signal level contact resistance, tests must be applied under the maximum open circuit voltage of 20mV (or lower), and short circuit current of 100mA (or lower) to avoid over voltage for the both ends of components. The over voltage will damage the oxide coating and the thin layer of contact surface, as a result, the validity of measurement will then be ruined. GOM-805 provides three levels (500mΩ:100mA/5Ω:10mA/50Ω:1mA) to limit open circuit voltage at 20mV to execute Dry circuit tests.

D. VARIOUS DRIVE MODES FOR GOM-805 ONLY



GOM-805 provides various current output drive modes to satisfy diversified and accurate low resistance measurement applications. For instance, for interacting conductors of different materials, the pulsed current output mode can be applied to reduce the thermal EMF influence, which is caused by different conductors acting on different temperatures. The PWM output mode, ideal for changing temperature sensitive materials, can avoid resistance value variation which is due to over load on large current measurement in a long period of time. The DC+ and DC- output modes are best for the measurement requirements of inductive components.

E. STANDARD INTERFACE FOR CONTROL AND COMMUNICATIONS



With respect to connecting the external control, GOM-804/805 provide a D-sub 25-pin composite interface to execute, according to the functionalities, Handler, Scan or EXT IO for connecting to a sorting machine; connecting to an external on-off switch, and directly conducting external trigger control respectively. For remote control and measurement result retrieval requirements, GOM-804/805 also provide various interface selections such as RS-232C, USB, and GPIB GOM-804(option)/GOM-805 (standard) interface.

The commands of GOM-804/805 are compatible to that of GOM-802 that allows users to switch equipment with simple settings. There is no cost in adjusting existing programs and production delay will not be happening while switching from the old model to the new model.

SPECIFICATIONS

		GOM-804		GOM-805
DISPLAY		50,000 counts		
SAMPLING RATE	Slow Fast	10 readings / s 60 readings / s		
RESISTANCE MEASUREMENT	Range/Test Current (fixed)	50mΩ / 1A	500mΩ / 100mA	5Ω / 100mA
		50Ω / 10mA	500Ω / 1mA	5kΩ / 100μA
		50kΩ / 100μA	500kΩ / 10μA	5MΩ / 1μA
	Accuracy	50mΩ : (0.1% reading + 0.02% of range) 500mΩ ~ 50Ω : (0.05% reading + 0.02% of range) 500Ω ~ 500kΩ : (0.05% reading + 0.008% of range) 5MΩ : (0.2% reading + 0.008% of range)		
	Resolution	1μΩ, 10μΩ, 100μΩ, 1mΩ, 10mΩ, 100mΩ, 1Ω, 10Ω, 100Ω		
TEMPERATURE	Range Accuracy Resolution	-50°C ~ 399.9°C -10°C ~ 40°C : 0.3% 0.5°C ; Other : 0.3% 1.0°C 0.1°C		
DRY CIRCUIT		-		Open circuit less than 20mV; For 500mΩ, 5Ω, 50Ω range only
DRIVE MODE	DC+ / DC- PULSED PWM ZERO	-		Yes
OTHER FUNCTIONS		Trigger-Internal, Manual, External \ Math-ABS, REL, %, TC \ Hi/LoAverage 2~10 times \ Measured delay \ Go/No-Go \ TC for TransformerDiode \ Continuity beeper \ Sorting (only for GOM-805)		
INTERFACE	USB RS-232C HANDLER/SCAN/EXT I/O GPIB	Standard Standard Standard Option		Standard Standard Standard Standard
DISPLAY		3.5" (320 x 240) TFT LCD		
MEMORY		20 sets for panel setting		
POWER SOURCE		AC 100 ~ 240 V, 50/60Hz		
COMSUMPTION		25VA (max.)		
DIMENSIONS & WEIGHT		223 (W) x 102 (H) x 283 (D) mm ; Approx. 4kg		

Specifications subject to change without notice. OM-805GD1BH

ORDERING INFORMATION

GOM-805	D.C. Milliohm Meter(Handler/RS-232C/USB Device/GPIB)
GOM-804 with GPIB	D.C. Milliohm Meter(Handler/RS-232C/USB Device/Opt.01 GPIB)
GOM-804	D.C. Milliohm Meter(Handler/RS-232C/USB Device)

ACCESSORIES

Quick Start Guide x 1, Power cord x 1, Test lead GTL-308 x 1, CD x1 (complete user manual)


OPTION

Opt. 1 GPIB Card (only for GOM-804 and must be installed at factory before shipment)

OPTIONAL ACCESSORIES

PT-100	Platinum Temperature Probe
GTL-232	RS-232C cable 9-pin, F-F type, approx. 2000mm
GTL-248	GPIB cable approx. 2000mm
GTL-251	GPIB-USB-HS (high speed) adaptor

GTL-308 Test lead



Global Headquarters

GOOD WILL INSTRUMENT CO., LTD.

No.7-1, Jhongsing Road, Tucheng Dist., New Taipei City 236, Taiwan
T +886-2-2268-0389 F +886-2-2268-0639
E-mail: marketing@goodwill.com.tw

China Subsidiary

GOOD WILL INSTRUMENT (SUZHOU) CO., LTD.

No. 521, Zhujiang Road, Snd, Suzhou Jiangsu 215011 China
T +86-512-6661-7177 F +86-512-6661-7277
E-mail: marketing@instek.com.cn

Malaysia Subsidiary

GOOD WILL INSTRUMENT (M) SDN. BHD.

27, Persiaran Mahsuri 1/1, Sunway Tunas,
11900 Bayan Lepas, Penang, Malaysia
T +604-6309988 F +604-6309989
E-mail: sales@goodwill.com.my

Europe Subsidiary

GOOD WILL INSTRUMENT EURO B.V.

De Run 5427A, 5504DG Veldhoven, THE NETHERLANDS
T +31 (0)40-2557790 F +31 (0)40-2541194

U.S.A. Subsidiary

INSTEK AMERICA CORP.

5198 Brooks Street Montclair, CA 91763, U.S.A.
T +1-909-399-3535 F +1-909-399-0819
E-mail: sales@instekamerica.com

Japan Subsidiary

TEXIO TECHNOLOGY CORPORATION.

7F Towa Fudosan Shin Yokohama Bldg., 2-18-13 Shin
Yokohama, Kohoku-ku, Yokohama, Kanagawa,
222-0033 Japan
T +81-45-620-2305 F +81-45-534-7181
E-mail: info@texio.co.jp

Korea Subsidiary

GOOD WILL INSTRUMENT KOREA CO., LTD.

#1406, Ace Hightech-City B/D 1Dong,
Mullae-Dong 3Ca 55-20, Yeongduengpo-Gu, Seoul, Korea
T +82-2-3439-2205 F +82-2-3439-2207
E-mail: gwinstek@gwinstek.co.kr

GW INSTEK
Simply Reliable



www.gwinstek.com

www.facebook.com/GWInstek