

HIOKI

New

3664 OPTICAL POWER METER

Optical/Telecom Measurement



Control the Quality of Your Optical Power Sources



CE

- Great Cost Performance in a Compact Package
- Ideal for all applications - from Production to R&D to Maintenance
- USB Ver.1.1 Compatible
- Scaling
- MAX/MIN/AVE Measurement
- Large, easy-to-read LCD display
- Analog Output



<http://www.hioki.co.jp/>

ISO 9001
JMI-0216

ISO14001
JQA-E-90091

HIOKI company overview, new products, environmental considerations and other information are available on our website.

Catering to a Broad Spectrum of Optical Pickup Measurement Applications

The **3664 Optical Power Meter** serves the dual purposes of not only as a convenient tool for the R&D and field maintenance of devices that incorporate laser light sources, but also as the primary instrument for measuring the quality of the optical pickup that is the core of today's high tech equipment such as DVD recorders, CD drives, copiers, laser printers, etc., during their production.

The built-in compensation feature, indispensable for manufacturing applications, allows you to set the standard value based on a measured value at the touch of a button, and equate the value to all subsequent measurements falling within the accuracy range.

Powerful Features

■ Superior cost performance

Guaranteed accuracy of $\pm 5\%$, ideal for the production and testing of optical pickup devices (in combination with the 9742 Optical Sensor)
Scaling functionality and USB compatibility all for one reasonable price.

■ Analog output

Built-in analog output terminal useful for testing variance.

■ 2 Power settings

Compatible to both DC power (AA alkaline battery) and AC power (with AC adapter). Choose a power method to suit your application.

■ Wavelength setting resolution up to 1 nm

Set precise wavelengths ranging from 320 nm~1100 nm.

When used in conjunction with the 9742 Optical Sensor, store up to 6 custom wavelengths in the 3664's internal memory, in addition to the default 633/635/650/780 nm settings.

■ MAX/MIN/AVE measurement

Display maximum, minimum, and averages, as well as make relative measurements. (Both W/dBm available.)

■ Switch Display

One-touch toggle between linear (W) and log (dBm).

Toggle the results during relative measurement, or while MAX/MIN/AVE display is shown.




■ Upload data through the USB interface

Program your PC to download captured data, configure and even control the 3664 through the USB interface. (USB driver software included)

USB connector with dust cap

USB cable included



■ Scaling

Adjust for sensitivity at the wavelength level, and easily integrate the 3664 into an inspection standard device.

■ Large, easy-to-read LCD display

All the data you need is displayed on a large screen. Measured values, measured wavelength, relative reference value, range, measurement mode, etc. are all available at a glance.

■ Relative measurement

Display measurements as relative values, i.e., the difference from a set reference value. Load reference values from a measured value or define according to your requirements. (Both W/dBm available.)

■ Hold the Range with a Single Touch

Bypass the Auto-Range feature to temporarily hold the 3664 at the desired range for analog output at the touch of a button.

From Production to R&D to Maintenance

Maximum/Minimum/Average display

(Averaging count: 2 to 100, moving average)

Measured MAX/MIN/AVE can also be shown for relative measurements.

Battery Low Warning

Auto power-save feature

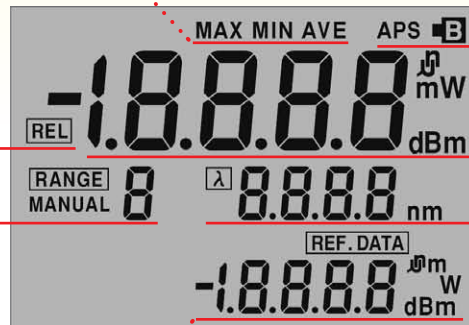
(During battery-powered operation, the 3664 automatically shuts off after 10 minutes of inactivity.)

Screen (actual size)

Relative measurement display

Measurement range display

"MANUAL" is displayed during manual operation



Large, easy-to-read measurements and unit notation

Set wavelength display

Up to 10 wavelength memory presets can be configured, including the defaults for each optical sensor

Relative measurement mode: reference value displayed

3664 OPTICAL POWER METER Specifications

Accuracy: 23°±5°C (73°±9°F), less than 80% rh
One year accuracy guarantee

Optical power measurement : Units W/dBm

Range : Auto (manual settings available)

Accuracy : ±0.7% (±5% when used with optional light sensor)

Calibration wavelength : Resolution of 1 nm, automatic calibration of sensor, up to 10 wavelength presets available (including defaults for each sensor)

Scaling : Configurable for each wavelength

Optical loss measurement : Displays a measured value compared with a reference value

(Displayed value = measurement – reference)

* Reference value can be based on a measurement, or input manually

* Settings range: 0.001 nW to 1.9999 W (–90.00 dBm to 33.00 dBm)

Display : 4 1/2 digits, up to 19999. Display resolution: 0.01 dBm/0.01 dB

Measurement display : Units: nW/μW/mW/dBm/dB

Wavelength display : 4 digits, unit: nm

Display refresh rate : Approx. 330 ms

MAX/MIN display : Displays MAX/MIN during measurement

AVE display : Moving average, average count configurable from 2 to 100

Analog Output : Approx. 1 V at sensor correction input

Output resistance : 50 Ω

Output connector : ø3.5 mini jack

Interface : USB Ver1.1

Output of measurement data, configuration and control supported

Included features : Auto power save, configuration backup, battery check

Applicable standards : Safety standard: EN61010-1:2001 Pollution degree 2
EMC: EN61326:1997+A1:1998+A2:2001

EM61000-3-2:2000

EM61000-3-3:1995+A1:2001

Power : LR6(AA) Alkaline battery X4, AC adapter (9445-02/9445-03)

Max. rated power : 1.6 VA

Operating time : Approx. 60 hours (when using battery, continuous use with 9742 optical sensor as correction input)

Operating conditions : 0°C to 40°C (32°F to 104°F), up to 80% rh (no condensation)

Storage conditions : -10°C to 50°C (14°F to 122°F), up to 80% rh (no condensation)

Operating environment : Indoor, up to elevation of 2000 meters (6562 feet)

Dimensions and weight : Approx. 85W×160HX35Dmm(3.35W×6.30HX1.38 D inches) (excluding protrusions), Approx. 270g(9.5 oz.) (without batteries)

9742, 9742-10 OPTICAL SENSOR Specifications

Accuracy: 23°±5°C (73°±9°F), less than 80% rh
One year accuracy guarantee

Measured wavelength : 320 to 1100 nm

Measured power : –59 dBm to +17 dBm (correction wavelength)

Maximum rated value : 50 mW (+17 dBm) (under direct lighting)

Receiving element : Si Photo diode

Receptor size : Approx. 9.6mm × 9.6mm (0.38" × 0.38")

Accuracy : ±4.3%

(±5% when used with 3664 POWER METER)

[Correction conditions] correction wavelength 633 nm, correction power 100 μW, when ø approx. 2mm (0.08") parallel beam strikes perpendicular to center of optical sensor, CW light

Wavelength configuration details : 633 nm, 635 nm, 650 nm, 780 nm

Operating conditions : 0°C to 40°C (32°F to 104°F), up to 80% rh (no condensation)

Storage conditions : -10°C to 50°C (14°F to 122°F), up to 80% rh (no condensation)

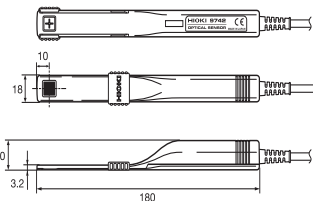
Operating environment : Indoor, elevation up to 2000 meters (6562 ft)

Dimensions and weight : **9742**: Approx. 18W × 180H × 20D mm (0.71 W × 7.09H × 0.79 D inches) (excluding protrusions), Approx. 100g (3.5 oz.), cable length: Approx. 2m (6.56 ft)

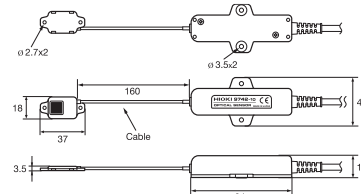
9742-10: Receiving unit: Approx. 18W × 37H × 3.5Dmm (0.71 W × 1.46H × 0.14 D inches)

(excluding cable unit, cover), main unit: Approx. 40W × 84H × 18D mm (1.57 W × 3.31 H × 0.71 D inch) (Cable unit, excluding protrusions), Approx. 100g (3.5 oz.), receiver-body cable: Approx. 160mm (6.30"), cable length: Approx. 2m (6.56 ft)

9742 OPTICAL SENSOR exterior view



9742-10 OPTICAL SENSOR exterior view (for reference, can be secured with screws)



Option Specifications

9742, 9742-10 OPTICAL SENSOR

Optical sensors for the 3664
Optical sensor is calibrated using a high-resolution wavelength helium neon laser (633 nm, 100 μ W).



9742
9742-10 (detachable model)

Refer to the optical sensor specifications for further details.

9246 CARRYING CASE

Handy for travel and storage
(Holds Models 3664, 9742 Optical Sensor and accessories)



Dimensions/Weight:
Approx. 330W×230H70Dmm
(12.99 W×9.06 H×2.76 D inches), Approx. 500g(17.6 oz.)




Options

- 9742 OPTICAL SENSOR
- 9742-10 OPTICAL SENSOR
- 9246 CARRYING CASE

3664 OPTICAL POWER METER

Accessories : 9445-02 AC ADAPTER (UL) (1) or 9445-03 AC ADAPTER (CEE) (1), 9094 OUTPUT CORD (1) USB CABLE (1), USB Driver CD-R (1), Strap (1), Batteries (AA×4)

Accessories


9445-02 /-03 AC ADAPTER	USB CABLE	9094 OUTPUT CORD
 <p>9445-02 (UL) or 9445-03 (CEE) DC 9 V, 1 A (AC 100 V to 240 V, 50/60 Hz)</p> <p>9445-02</p>	 <p>Cord length 1m (3.28 ft)</p>	 <p>Analog output Cord length 1.5m (4.92 ft)</p>

The **3664 POWER METER** must be used in conjunction with either the 9742 or 9742-10 OPTICAL SENSOR, sold separately.

HIOKI Product Line-up for Optical and Telecommunications Testing


For checking fiber optic cables

3661-20 OPTICAL POWER METER



- Optical Power Loss (dBm)
Measure optical power (dB)
(connector adapter sold separately)
- Internal memory
Send data to PC via USB using bundled software


3662-20, 3663-20 LASER LIGHT SOURCE



- Switch between continuous light (CW) and modulated light
(Optional connector adapter required for measurement)

For checking LAN cables

3660 LAN CABLE HITESTER



- Wire map check feature for testing wiring during installation
- Cable length check for detecting shorts
- Direction check for checking each individual cable (optional 9337 required)



HIOKI E. E. CORPORATION

HEAD OFFICE :
81 Koizumi, Ueda, Nagano, 386-1192, Japan
TEL +81-268-28-0562 / FAX +81-268-28-0568
E-mail: os-com@hioki.co.jp

HIOKI USA CORPORATION :
6 Corporate Drive, Cranbury, NJ 08512 USA
TEL +1-609-409-9109 / FAX +1-609-409-9108
E-mail: hioki@hiokiusa.com

Shanghai Representative Office :
1704 Shanghai Times Square Office
93 Huaihai Zhong Road
Shanghai, 200021, P.R.China
TEL +86-21-6391-0090, 0092
FAX +86-21-6391-0360
E-mail: info@hioki.cn

DISTRIBUTED BY

www.SignalTestInc.com <<http://www.SignalTestInc.com>>
1529 Santiago Ridge Way
San Diego, CA 92154 USA.
Sales@SignalTestInc.com

